

SHENZHEN KEWO ELECTRIC TECHNOLOGY CO., LTD

About us



KEWO is a Chinese famous manufacturer of AC drives, solar pump inverter, also focus on automation solution providing and renewable energy technologies offering. The company employ about 200 people and set up service centers in approximately 25 provinces in China.

KEWO AC DRIVES,

VARIABLE FREQUENCY DRIVE,

FREQUENCY INVERTER

FOCUSING ON MOTOR DRIVES FOR 20 YEARS



ADD: 3 Floor,Block 8,St George Industrial Park,Xinyu Road,Sha Jing,Bao'an, Shenzhen, Guangdong, China, 518104.

Tel: 86-755-84186866, Fax: 0755-84186866, MB: 86-18038034988

Web: www.kewoinverter.com.

Email: service@kewoinverter.com

Company introduction:

SHENZHEN KEWO ELECTRIC TECHNOLOGY CO., LTD. (hereinafter called KEWO) is a professional manufacturer of kinds of AC drives, variable frequency inverter, soft start, and solar pump inverter, etc. We are not only focus on designing, manufacturing, sales and after sales service for above mentioned products, but also providing custom made automation solution and renewable energy technologies.

There are more than 150 staffs working in our factor, 60% of them are engineers. Thanks to our great R&D team hardworking and innovation, we mastered core and leading vector control technology for PMSM and IM.

We also introduced and absorbed latest servo motor control and motor control technology from abroad, that help us keep top position among Chinese manufactures. We have established 2 modernization production lines, digital quality control system, code bar tracking system and EPR management system, etc. And every piece of KEWO products have been tested with full load to ensure 100% good quality. Quality begins and ends with each person in our company.

KEWO products is comprised of high level AC drives, variable speed drive, frequency inverter, solar pump drive with DC and AC input, etc. These products are widely using in industrial automation, cement, textile, metallurgy, HVAC, oil & gas, water treatment, chemical , machine tools, hoisting, agriculture, farming, irrigation...



KEWO factory



Reception room



Production line

KEWO Products Range: (VSD, Frequency Inverter, Servo drive, soft starter, solar pump Inverter)



AD100 (VFD)



AD350(VFD)



AD800(Vector Control Inverter)



Sealed VFD



AD850Z/T(Servo Drive)









Solar Pump Inverter



Soft Starters

Other KEWO AD DRIVES BRIEF INTRODUCTION

PRODUCTS	SPECIFICATION	PICTURES	BRIEF INTRODUCTION
AD800 Series High Performance Vector Control Drive/ Variable Speed Drive	1Ph, 220V, 0.4kw to 2.2kw. 3Ph, 220V, 0.75kw to 75kw 3Ph, 380V/660V/1140V, 0.75 to 630kw.		Drive for PMSM and IM Accuracy speed and torque control for motor, multiple functions, good protection; Sensorless vector control, sensor vector control with PG, VF control, 180% rated starting torque, big allowance IGBT module ,
AD100 Mini Economic AC Drive	1Phase, 220V, 0.4 to 1.5kw		Adopt software platform as same as AD800, easy using and powerful function Mini and Economic type, Using IPM of iGBT
AD350 Mini Vector Control Drive	1 Ph 220V,0.4 to 2.2kw, 3 Ph,380V, 0.75 to 3.7kw		Mini drive with compact design Vector control and VF using the same software platform as AD800; IGBT module to ensure good quality, rich functions
AD800S Frequency Inverter For PMSM (servo drive)	1Ph, 220V, 0.4kw to 2.2kw. 3Ph, 220V, 0.75kw to 75kw 3Ph, 380V/660V/1140V, 0.75 to 630kw.		Enhanced AD800 version, special for PMSM servo motor with sensorless or sensor control, Multiple protection function Rich functions, and flexible using PG card built in controller board
AS850 Z Servo Drive For PMSM Of IMM.	3 phase, 380V±15%, 5.5kw to 110kw		Driving f or permanent magnet synchronous motor (PMSM) for energy saving. High energy saving, high power factor, quick response and high accuracy control, etc.
AS850T Spindle Servo Drive For PMSM And IM	3 phase, 380V±15%, 2.2kw to 55kw		Spindle servo drive for CNC, machining center, packing, textile, etc. high accuracy speed, torque and position control through close loop servo control
SD800 Seal Frequency Inverter (IP54)	220V (single-phase power) 0.4-2.2kW 380V (three-phase power) 0.75-30kW		sealed frequency inverter is enhanced version of AD800 series frequency inverter, built in with IP54 protection grade. With excellent in anti-dust, water proof, anti-grease and anti-corrosion properties

AD110 Simple & small variable frequency drive

AD110 small VFD is a new and innovation small, economical type and stable running variable frequency inverter. It is focus on small power 100w to 750w 3 phase 200-240V small motor speed control.

It can provides basic function of general purpose inverter that own, such as soft start, soft stop, speed adjusting, start/stop by external terminals, speed control by analog, running in reverse...etc.

We make the cost of this VFD down to limit with great power innovation technology.

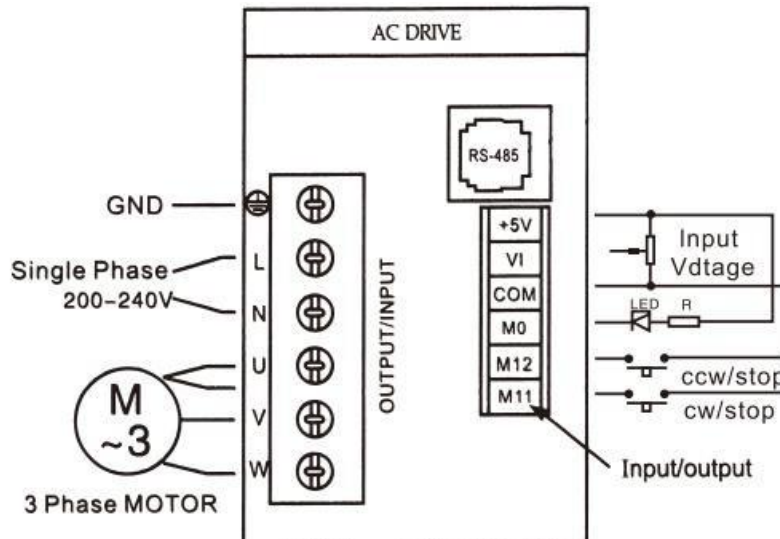
And make every piece of 3 phase 220V smaller power motor with VFD control is available with low cost.



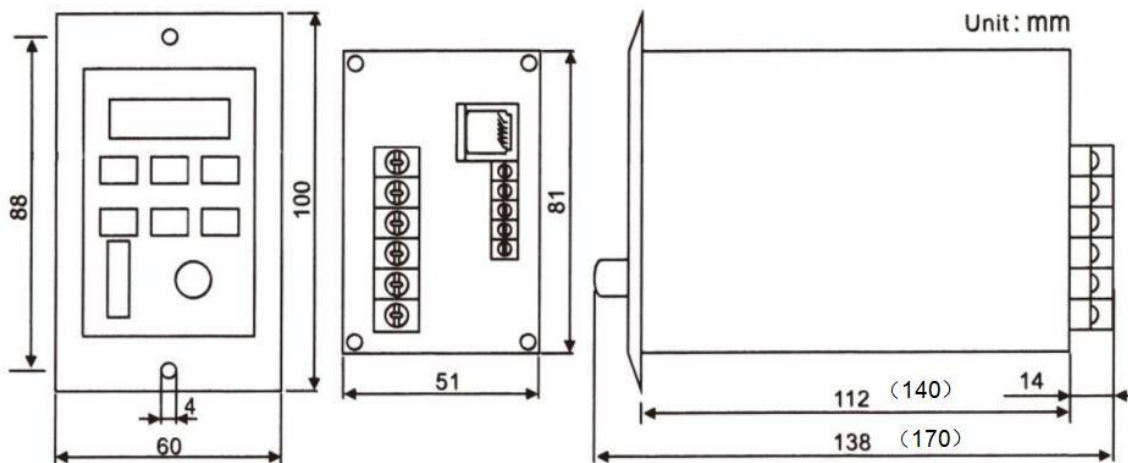
Innovation design, new construction and IPM igt using to ensure good quality

1. Specification of AD110 small and economical type 1PH, 220V input, 3 phase output VFD					
Model		AD110-2S0.1G	AD110-2S0.2G	AD110-2S0.4G	AD110-2S0.75G
Output	Rated output power	100w	200w	400w	750w
	Rated output current	0.8A	1.0A	2.0A	3.8A
	Overload tolerance	150% rated current for 60s			
	Max output voltage	3 phase 240V			
Input	Rated input voltage	single phase 200- 240VAC			
	Voltage Tolerance	Single phase 180 -250VAC			
	Frequency accurace	±5%			
	Power capacity	0.8 KVA			
Cooling Method		Nature Air- Cooling			
Consumption wattage		15w -25w			

2. Basic Wiring Diagram



3. Installation and Dimensions

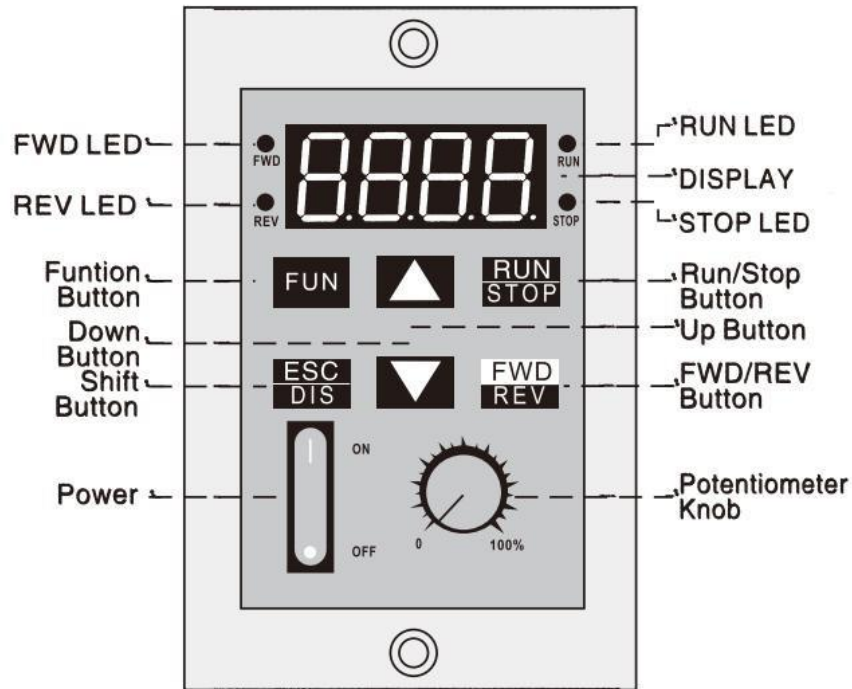


400w, 750w power VFD length is 170mm

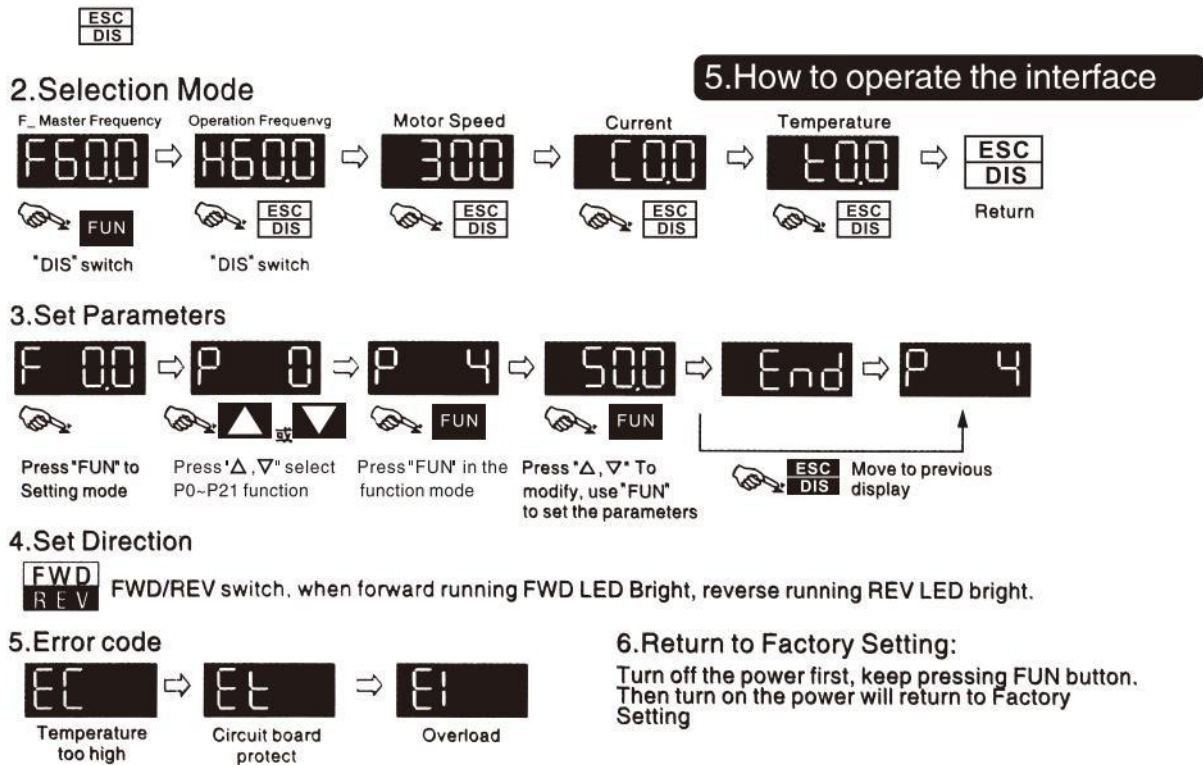
4. Using conditions of AD110 VFD

Using conditions of AD110 VFD		
Operation conditions	Ambient Temperature	-10°C to 50°C
	Relative Humidity	< 85% (no condensation Allowed)
	Atmosphere pressure	86 to 105Kpa
	Installation Site Altitude	<1000m
Storage Transportation conditions	Vibration	<20Hz
	Air Temperature	-10°C to 60°C
	Ambient Humidity	< 90% (no condensation allowed)
Pollution Degree	Vibration	<20Hz
	2 Class: good for factory type environment	

5. Setup with the front panel



5. 6. Operation guide of keypad

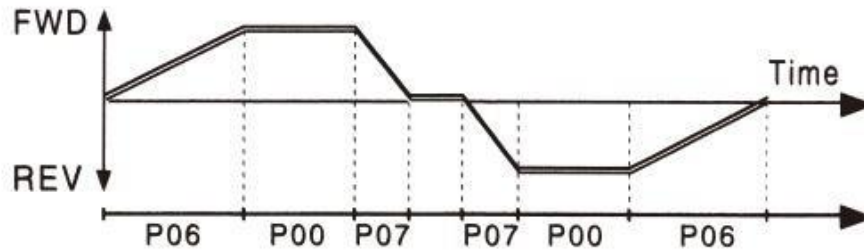


4. Summary of parameters settings of AD110

Parameter	explanation	settings	Factory setting
P00	Frequency reference	0 ~ 99Hz (unit: 0.5Hz)	
P01	source of frequency command	0: Interface keypad control 1: Interface Potentiometer 2: exterior potentiometer 3:Rs485	1
P02	Run/stop of operation command	0:interface keypad control 1:Rs485 2:Forward running while power input 3:Reverse Running while power input 4:Exterior input	0
P03	Stop method	0: Cost stop 1: Ramp stop 2: Brake stop	1
P04	Max output frequency	0 ~ 100Hz	65Hz
P05	Min Output frequency	0 ~ 100Hz	5Hz
P06	Acceleration time	0 ~ 250Hz/sec	50Hz/sec
P07	Deceleration time	0 ~ 250Hz/sec	50Hz/sec
P08	Brake lead time	0 ~3 sec	0.3 sec
P09	Brake value	0~ 60%	20%%
P10	3Hz VF value	0 ~ 50%	4%
P11	50Hz	0 ~ 99%	98%
P12	Rs485 frame ASCII	0:7E1 1:7O1 2:8N2 3:8E1 4:8O1	20%%
P13	Rs485 protocol	0:4800 1:19200 2: 9600 3: 38400	1
P14	Communication address	1 ~ 255	1
P15	MI mode selection	0: MI1 FWD/stop, MI2 REV/STop 1: MI1 RUN/stop, MI2 FWD/REV 2:MI1 RUN/Stop, MI2 Multiple-stop speed	0
P16	MO mode selection	0: Running indication 1: Max output frequency arrive 2: Fault indication	0
P17	Multiple -step speed command	P04~p05	50
P18	Frequency arrive frequency	P04~p05	50
P19	overload tolerance	1 ~ 100%	50%
P20	Temperature tolerance	1℃ ~80℃	80℃
P21	Speed proportion	0.25 ~100	1

Note:

*** How to setting P06、 P07 parameters**



Ex: P00=50,P06=10,P07=25 mean motor in forward running while input power, after 5 seconds, reach 50Hz, 2seconds from 50Hz to 0Hz while stopping
Motor in reverse running, 2 seconds reach 50Hz, and 5 seconds from 50Hz to 0Hz

Standard Motor Precaution:

- The energy loss is greater than for an inverter duty motor.
- While the motor running under lower rpm, the temperature of motor will be rising up due to the fan also running under lower rpm.
- While the motor running under lower rpm, the torque value of this motor will be decreased. Please don't add too much load

If you need more powerful function and multiple function variable speed drive, please get more information from AD100/AD350 and AD800.

And we also provide AS850 enhanced version VFD AC servo drive for simple position control, torque control, syn. Speed control for PMSM and IM.

AD100 Mini Frequency Inverter.

AD100 is a small and economical type inverter, which designed for small machine OEM general purpose application. The good performance of V/F control mode, multiple segment speed, flexible and accuracy PID, DC braking function, ModBus communication, that will make you machine become powerful and improving his competitive edge.

Power range: 0.4 to 1.5kw

Input voltage: single phase 220V \pm 15%

Control mode: Sensorless vector control without PG, V/f control

Protection function: Provide up to 25 kinds fault protection, over current, over voltage, under voltage, phase missing, overload protection function

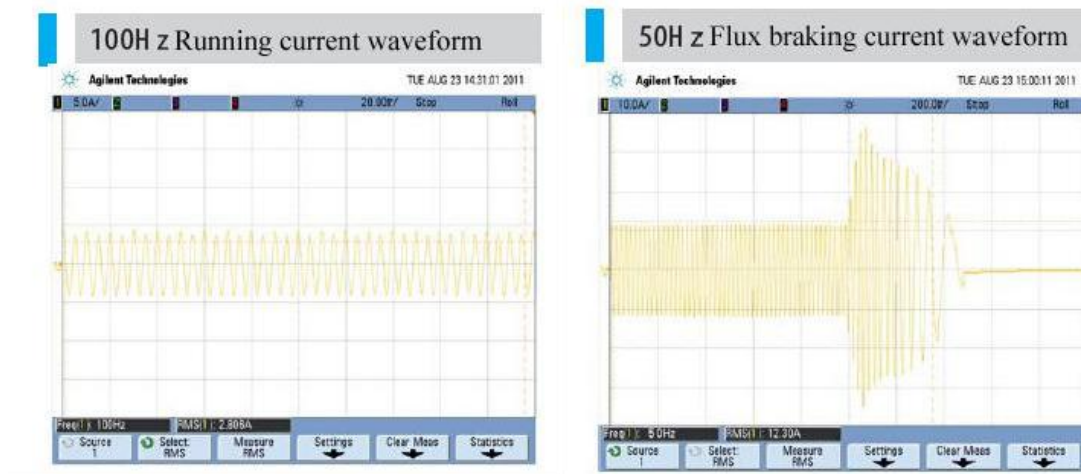
Cooling method: force cooling

Installation method: wall mount

IPM IGBT using




Good performance for smaller machine.



Built in RS485 interface for forming communication easily.

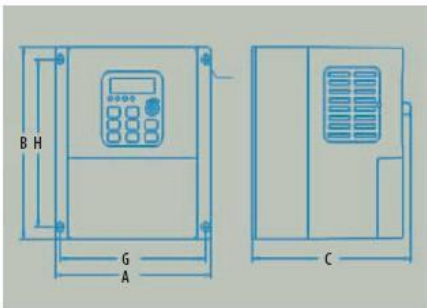
All series support Modbus communication



Multiple keypad connection is available



Data sheet.



Modes	G	H	A	B	C
AD 100-250.4-2.2G	117	135	125	155	130
AD 350-250.4-2.2G AD 350-4T0.75-3.7G	117	135	125	155	130
AD 350-5.5-7.5G
AD 350-11-15G

Wiring diagram

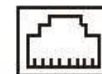

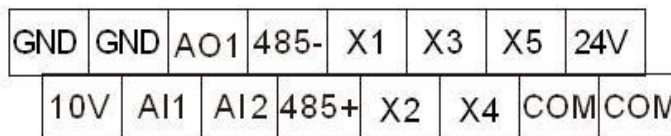
It has 5 digital input, DI5 can use for high pulse train input.

2 analog signal input,

1 analog output and

1 relay output.

Terminals diagram:



Wiring diagram see AD350 chapter.

AD350 High Performance Sensorless Vector Control Inverter

AD350 high performance vector control mini frequency inverter is KEWO independently developed new generation general purpose electrical motor controller, which adopt the same software platform as same as AD800.

With a new generation of high-performance advanced vector control technology applying, high torque control even under low speed, high speed precision, quick torque response and high speed range are available for sophisticated motor control.

It is featured to have modular design, small size, small temperature rise, low noise, and reliable performance. It has built in simple PLC, PID adjusting, programmable input and output terminals function, RS458 terminals, multi function analog input and output function. ect.

Power range: 2S 0.4 to 2.2kw, 4T 0.75 to 3.7kw.

Input voltage: Single phase 220V, 3 phase 380V $\pm 15\%$

Control mode: Sensorless vector control without PG, V/f control

Protection function: Provide up to 25 kinds fault protection, over current, over voltage, under voltage, phase missing, overload protection function

Cooling method: force cooling

Installation method: wall mount

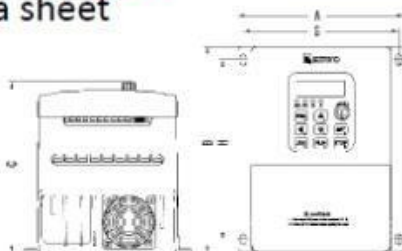
Infineon IGBT module



AD350 Sensorless Vector Control Inverter

Products dimension

Data sheet



AC drive models	Install lot mm		Dimension mm			Bolt mm	Reference.
	G	H	A	B	C		
AD350 series							
AD350-2S0.4GB~ AD350-2S2.2GB	117	135	125	155	130	M4	Fig.1
AD350-4T0.75GB~ AD350-4T3.7GB							

Products features:

AD350 inverter has the same software and same operation manual as AD800.

Only the size and I/O layout is difference.

Clear silk print of terminal mark easy for wiring



Adopting new generation IGBT module, all Kewo AC drive usnig IGBT module for quality guarantee.



Flanging design for easy installation




Thick PCBA coating for hard environment using



Heat sink and bottom housing together for better heat dissipation, the side anti-dust cloth is option.



Bunit it braking unit for full power range of AC350.



*AD350 sensorless vector control inverter can't performance close loop vector control because there are no PG connector.

Wiring diagram

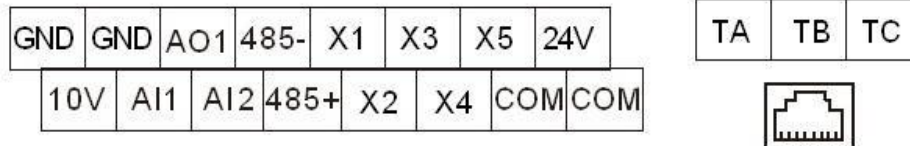
It has 5 digital input, DI5 can use for high pulse train input

2 analog signal input,

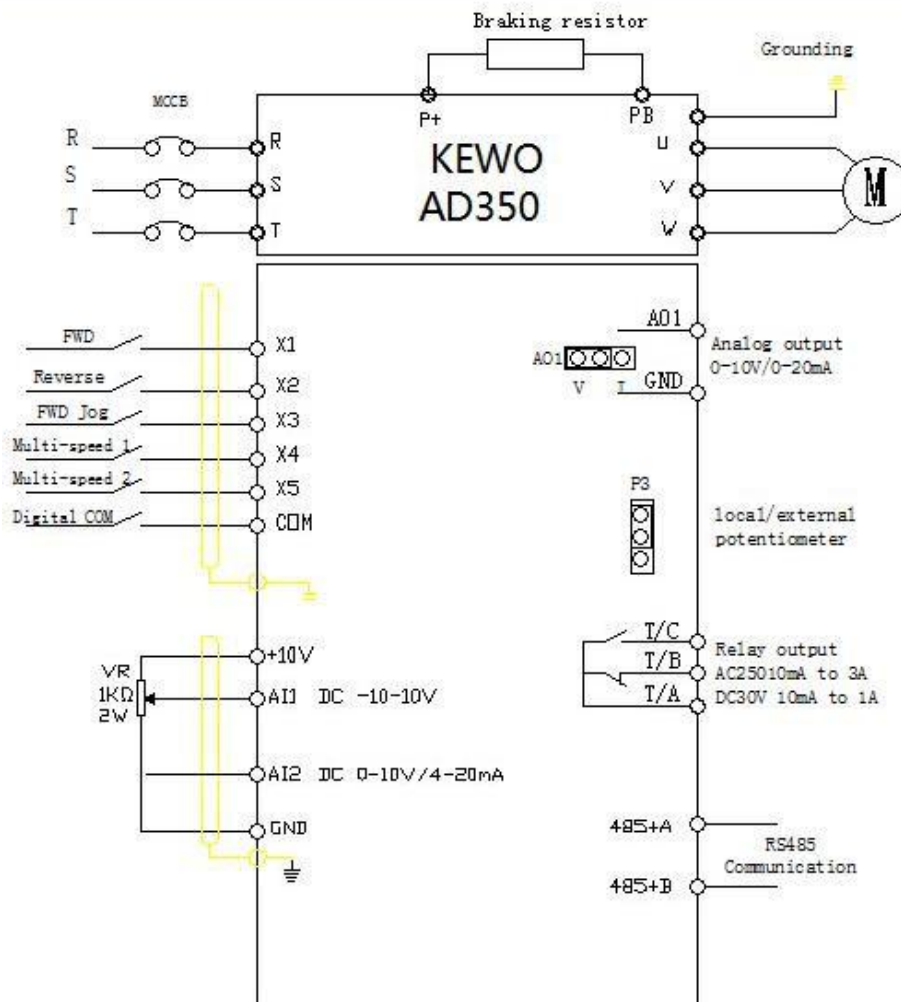
1 analog output and 1 relay output.

In built Rs485 terminal

Terminals diagram:



Wiring diagram.



AD100/AD350 frequency inverter application examples.

1. Food processing machinery

Bakery equipment, confectionary equipment, tea-making machine, noodle-making machines, candy-wrapping machines, rice/barely milling machines, flour milling machines, food mixers, food slicers, fruit sorting machines, etc.

Advantage:

- You can set the operating frequency according to the required work rate.
- Run and Stop keys.
- Ensures safety in the event of an instantaneous power failure.
- Low noise
- High torque from start up to the rated speed.

2. Conveyance machinery

Conveyors, automatic warehousing systems etc. Prevent the collapse of cargo on the conveyor.

The AD100/AD350 allow you to mitigate the shocks caused in starting and stopping a conveyor and change the acceleration /deceleration rates according to the conveyor characteristics and its applications.

The AD100/AD350 can slow down a high –inertia machine in a short period of time without causing an overvoltage trip by increasing the energy consumed by the motor.

The AD100/AD350 can turn on and off the braking circuitry in accordance with the inverter operating status.

It offers vector control and automatic torque boost control modes to achieve strong, stable torque from the start of a motor to the rated speed.

3. Fans & pumps

Built in fans- pumps in industrial machines, water supply and sewage systems, driers, etc.

Energy-saving mode

The variable torque and automatic energy saving modes help saving energy by passing optimal current in accordance with the load.

Automatic process control

Allows a motor to keep running and accelerate smoothly upon the recovery of power even in the event of instantaneous power failure.

Enable an uninterrupted operation without causing a trip.

.4 Health, medical and nursing care equipment.

Stair lifts, nursing bed, bubble baths, health care equipment, medical equipment

5. Environment and daily-life-related machinery

Commercial ironing boards, car washing machines, Garbage disposers, dust collectors, Dries, etc.


6. Packing machinery.

Inner packaging machine, packing machines, output packing machines, membrane packing machines

The AD100 economic VFD share the same software plat, the same cover, same size and same manual.
The big difference is power board difference.
AD100 use IPM IGBT, but AD350 use the iGBT module.



AD350 use iGBT module.



AD100 using the IPM iGBT, but AD350 use Infineon IGBT module

So the AD350 can used in hot temperature for a long time, and have longer service life span compare to AD100.
AD350 have single phase 220V and 3 phase 220V model.
AD350 have 4T, 380V model from 0.75kw to 4.0kw.

But AD100 only have single phase 220V input, 0.75kw to 1.5kw.

AD800 Series High Performance Vector Control Drive

Variable Frequency Drive (VFD)

When you need simplicity and intelligence in one self-contained solution, The AD series covers a wide range of options, ideal for variable and constant torque applications from pumps and fans to conveyors and mixers as well as many other variable and constant torque applications. Enjoy plug and play convenience right from the start.

- Compatible for IM and PMSM
- Excellent quick response with vector control
- High starting torque even under low speed.
- Rapid current limit, up to 20 kinds protection function.
- Latest generation Infineon IGBT modules using



When you need simplicity and intelligence in one self-contained solution, The AD800 covers a wide range of options. Ideal for variable and constant torque applications from pumps and fans to conveyors and mixers as well as many other variable and constant torque applications. Enjoy plug and play convenience right from the start. No customizing or special product engineering required.

Excellent unique ventilation design with powerful big fans.

Specification: (AD100, AD350, AD800, AD800S)

Single phase, 220V, 0.4kw to 2.2kw.

Three phase, 220V, 0.75kw to 75kw

Three phase, 380V/660V/1140V, 0.75 to 630kw.

Key product feature

- High performance flux vector control for IM and PMSM (AD800S can compatible PMSM)
- Excellent quick response with vector control
- Torque limit for machine safety protection
- Latest generation Infineon IGBT modules using
- High starting torque even under low speed.
- Rapid current limit, up to 20 kinds protection function.

Models, input current, output current.

Model	Input voltage	220V (1/2T)	380V (4T)	660V (6T)
AD100-2S0.4G	0.4	2.5		
AD350-4T0.75	0.75	4	2.3	
AD350-4T1.5G	1.5	7	3.7	
AD350-4T2.2G	2.2	10	5.0	
AD350-4T3.7G	3.7	16	8.5	
AD800-4T5.5G/	5.5	20	13	
AD800-4T7.5G/	7.5	30	17	10
AD800-4T11G/	11	42	25	15
AD800-4T15G/	15	55	32	18
AD800-4T18.5	18.5	70	38	22
AD800-4T22G/	22	80	45	28
AD800-4T30G/	30	110	60	35
AD800-4T37G/	37	130	75	45
AD800-4T45G/	45	160	90	52
AD800-4T55G/	55	200	110	63
AD800-4T75G/	75	260	150	86
AD800-4T93G/	93	320	180	98
AD800-4T110G	110	380	210	121
AD800-4T132G	132	420	250	150
AD800-4T160G	160	550	310	175
AD800-4T185G	185	600	340	198
AD800-4T200G	200	660	380	218
AD800-4T220G	220	720	415	235
AD800-4T250G	250		470	270
AD800-4T280G	280		510	330
AD800-4T315G	315		600	345
AD800-4T355G	355		670	380
AD800-4T400G	400		750	430
AD800-4T500G	500		860	540
AD800-4T560G	560		990	600

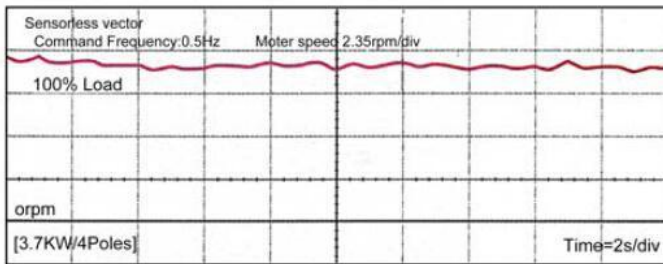
Features of products.

It has V/F, OLV(open loop vector control), CLV (close loop vector control), Compatible with variety of encoder such as collector, differential / rotary transformer .

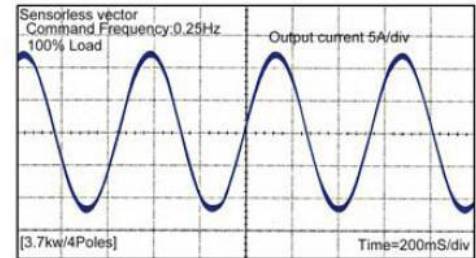
1). Wide speed control range

a). Sensorless open loop vector (OLV) control: 0.5 to 400Hz (1:100/50Hz datum point)

Sensorless without PG mode: 0.5 to 400Hz (1:100/50Hz)



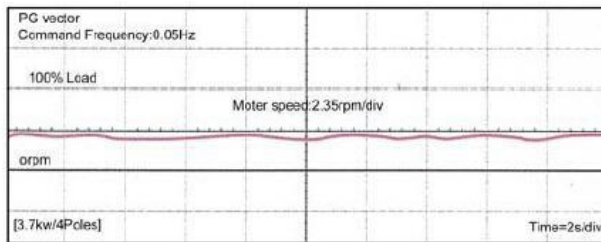
The speed waveform with 100% load under 0.25Hz.



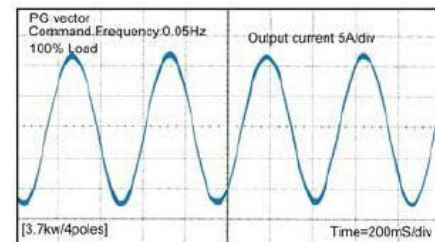
The current waveform with 100% load under 0.25Hz

b). Sensor with PG card: 0.5 to 400Hz (1:100/50Hz datum point) Good current waveform

PG sensor vector control mode: 0,5 to 400Hz (1:100/50Hz datum)



Speed wave form under 0.25Hz with full load in sensor close loop mode



Current wave form under 0.25Hz with full load in sensor close loop mode

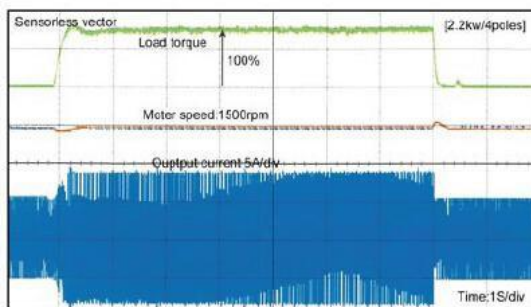
2). Response speed improving

Adopting high speed 32 bit DSP to get the high speed response of frequency inverter.

a.) The response 100rad/s, precision $\pm 0.5\%$ in sensorless open loop vector control mode.

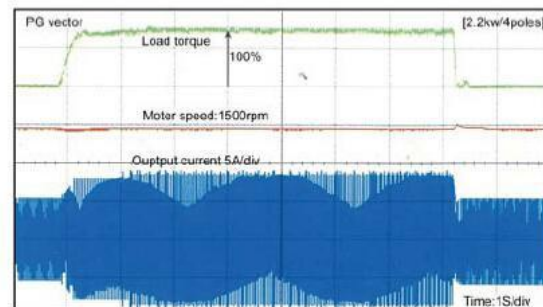
b.). The response 250rad/s, precision $\pm 0.01\%$ in sensor close loop vector control mode

Sensorless vector control mode: response 100 rad/s, accuracy $\pm 0.5\%$.



Impact load response characteristic (Sensorless without PG)

Sensor vector control mode: response 250rad/s, accuracy $\pm 0.01\%$

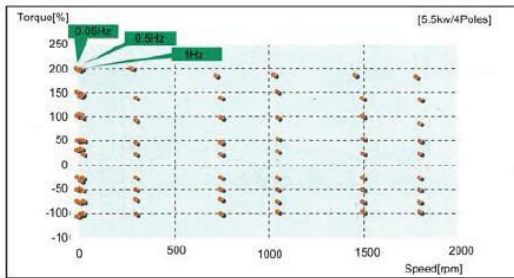


Impact load response characteristic (Sensorless with PG)

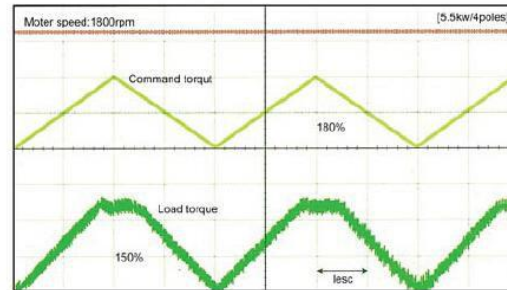
3). High torque output under low speed to meet some big inertia load conditions

High torque under low speed achievement.

Adopting advanced current vector control technology and motor parameters detecting to make high torque under low speed is available.



Torque characteristic

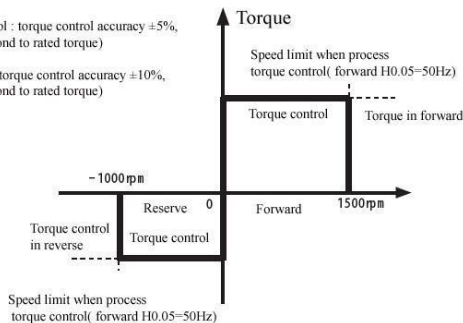


Accuracy torque limit

4). Torque control in OLV and CLV

Without PG open loop vector control : torque control accuracy $\pm 5\%$, torque control range: 1:50 (correspond to rated torque)

With PG close loop vector control: torque control accuracy $\pm 10\%$, torque control range: 1:20 (correspond to rated torque)



Speed limit in torque control mode

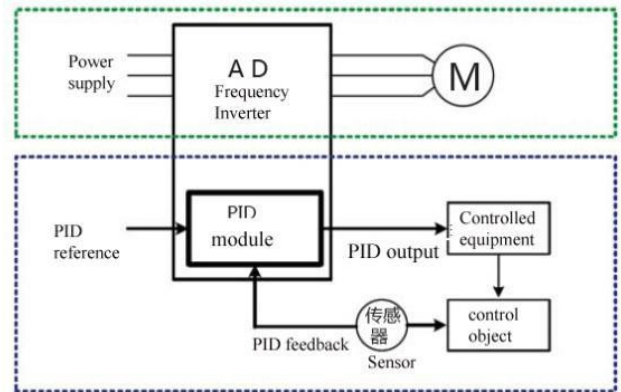
5). Powerful PID function

Possible to set PID1 and PID2 combination function, free switch between two PID parameters.

PID module can be used for external unit using with professional PID control.

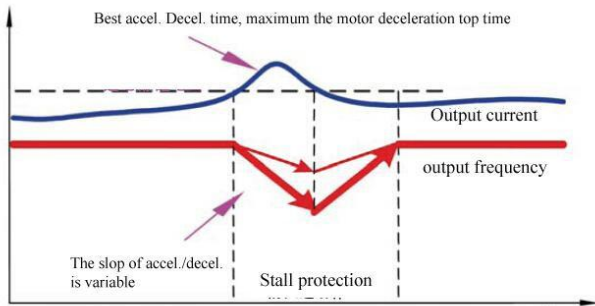
Flexible PID control with sleep mode, configure waking up frequency, sleep frequency, that is very easy using for water supply.

6).
wf
fre
/vc
re:
Ap
se
tin



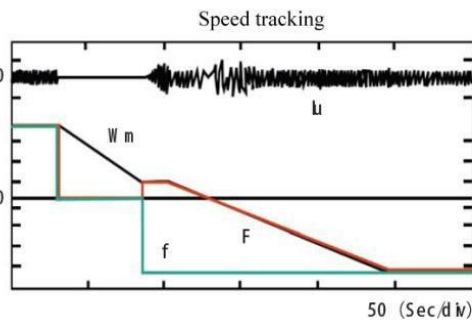
19

Stall protection illustrations



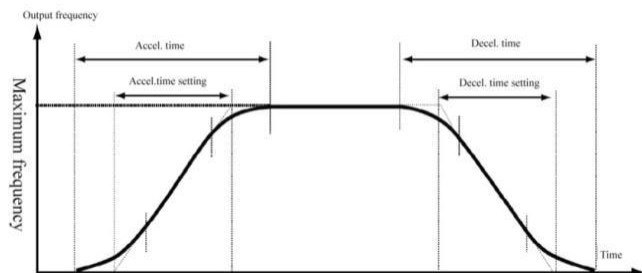
7). Speed tracking restart function

Detect motor speed and rotation direction automatically, no any trip during start even in reverse running status.

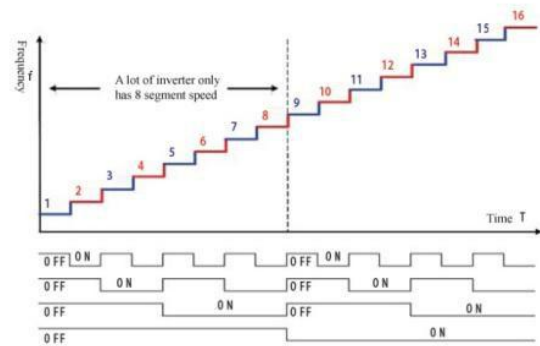
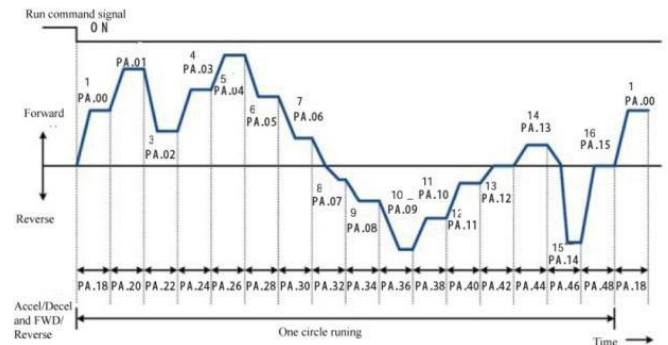


8). S curve function

S curve can improving the impact during the start and stop processing, it is very useful in crane, elevator application

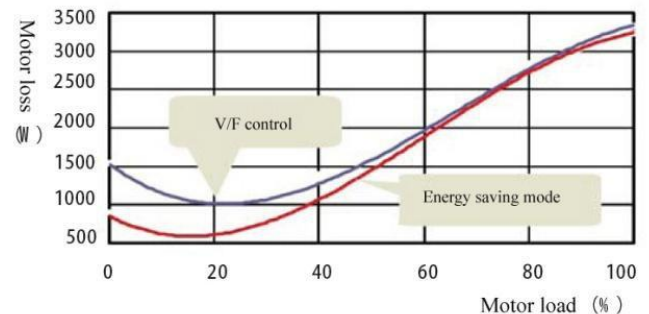


9).16 segment speed circle running, easy to configure.



10). Advanced energy saving technology

AD800 series inverter can detect the load status to control the output voltage and power factor to make motor work in high efficient mode.



Technical specification

Items		Specification		
Control mode	Control mode	SVC in open loop	V/F control	Close loop vector control
	Starting torque	0.5Hz 180%	0.5Hz 150%	0.00Hz 180%
	Speed adjust range	1:100	1:100	1:1000
	speed stabilizing precision			±0.02%
	Torque precision	NO	NO	±5%
	Motor type	General induction motor, permanent magnet synchronous motor*		
Function design	Highest frequency	General vector control :400Hz V/f control: 4000Hz		
	frequency resolution	Digital setting: 0.01Hz analog setting: maximum×0.025%		
	carrier frequency	0.5K ~ 16KHz, the carrier frequency can be adjust by temperature automatically		
	Frequency reference setting method	Digital of Control panel, analog AI1, AI2, potentiometer of control panel, UP/DN control, communication, PLC pulse frequency		
	Accel./decel. characteristic	Linear curve and S curve accel. /decel. mode, range of time: 0.0 to 65000S.		
	V/F curve	3 mode: linear, multiple points, N Power		
	V/F separation	2 times separation: totally separation, half separation		
	DC braking	DC braking frequency: 0.0 to 300Hz, DC braking current: 0.0% to 100%		
	Braking unit	Built in braking unit up to 15kw, optional is 18.5kw to 75kw, external built in for above 93kw.		
	Jog function	Job frequency range: 0.0 to 50.0Hz, the accel. and decel. time of Jog		
	Configuration PID	Easy to perform pressure, flow, temperature close loop control		
	PLC multiple speed	To achieve 16 segment speed running through built in PLC or terminal control		
	Common Dc bus *	Multiple inverters use one DC bus for energy balance.		
	Auto voltage regulation (AVR)	Enable to keep output voltage constant when grid fluctuation		
	Over load tolerance capability	G type model: 150% rated current for 60s, 180% rated current for 2s, P type Model: 120% rated current for 60s, 150% rated current for 3s.		
	Control when over current, over voltage	Carry out limiting automation for running current, voltage to prevent over current, over voltage frequently		
	Fast current limit function	minimize the IGBT module broken to protect the inverter, maximum reduce the over current fault.		
	Torque limit and torque control	"Excavator" characteristics , torque limit automatically during motor running. Torque control is available in close loop vector control mode.		
features	friendly interface	Display Hello when power on.		
	Multiple function key JOG	It can set for Forward Jog, reverse Jog, forward/reverse switch		

Items		Specification
	button	
	Timing control function	A total running time and total running time calculating
	2 group motor parameters	To achieve two motor switching freely, control mode is selectable
	Motor over heat protection	Accepting motor temperature sensor signal input via AI1 terminals.
	Multiple kinds encoder *	Compatible collector, difference, and rotary transformer Encoder.
	Command source	Control panel, control terminals, series communication, switch freely.
	Frequency source	Digital setting, analog current/voltage, pulse setting, serial communication, main and auxiliary combination.
	Protection function	Short circuit detect after power on, input/output phase missing, over voltage, over current, under voltage, over heat, over load protection.
Environment	Application site	Indoor, free of exposure to sunlight, no dusty, no corrosive, no inflammable gas, no oil and water vapor, and water dipping
	Altitude	Lower 1000m
	environment temperature	-10°C ~+40°C, power derate for 40 ~ 50°C, rated current derated 1% for 1°C increasing.
	humidity	Less than 95%, no water condense.
	storage	-40~+70°C

*:AD350 have no this function
AD800 AC Drive models.



1.5kw to 11kw

15kw to 93kw

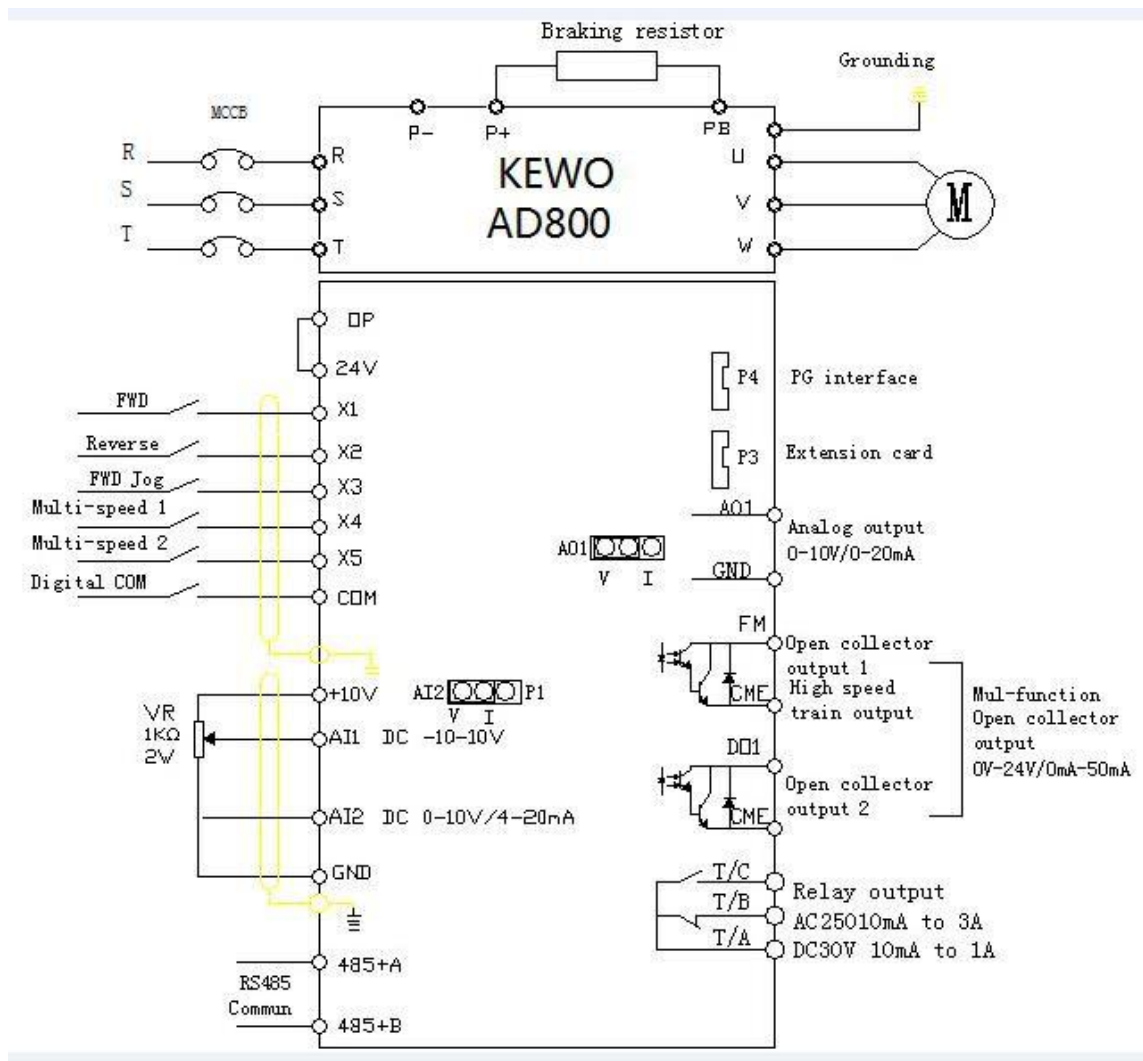
above 110kw

Wiring diagram of AD800.

1. PG cards external built if need, support ABZ optical encoder, ABZ differential input, Rotating transformer encoder...)

2. Built in following functions terminals.

- It has 5 digital I/O input, compatible with sink and source way. (NPN/PNN)
- 2 Analog input, support -10V to 10V, 0-10V, 0/4 to 20mA.
- 1 Analog output (0-10V/0-20mA can be selected)
- 2 collector output (FM and CME support the high pulse output).
- 1 relay output. (if need two relays please built external card)
- Rs485 communication card.(485+, 485-)
- Extension card is available. (4 digital terminals, 24V power supply, OP (external power supply terminal, 1 analog output , and 1 relay output)



AD800 series inverter connection diagram

AD800 Inverter Data sheet.

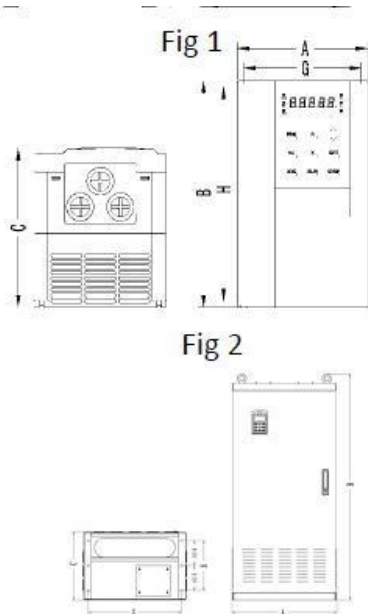


Fig 3

AD800 series 3 PH, 220V							
AD800-2T0.75GB							
AD800-2T1.5GB	117	135	125	155	130	M4	Fig.2
AD800-2T2.2GB							
AD800-2T3.7GB	140	260	160	270	165	M5	Fig.2
AD800-2T5.5GB							
AD800-2T7.5GB	140	350	210	370	178	M6	Fig.2
AD800-2T11G							
AD800-2T15G	200	410	270	430	225	M6	Fig.2
AD800-2T18.5G							
AD800-2T22G	200	500	290	520	225	M8	Fig.2
AD800-2T30G							
AD800-2T37G	250	580	352	600	285	M8	Fig.2
AD800-2T45G							
D800-2T55G	300	700	458	720	310-	M8	Fig.2
AD800-2T75G							

3 PH 380V/440V

AC drive models	Install lot mm		Dimension mm			Bolt mm	Reference.
	G	H	A	B	C		
AD800-4T1.5GB	117	210	130	220	165	M4	Fig2
AD800-4T2.2GB							
AD800-4T3.7GB							
AD800-4T5.5PB							
AD800-4T5.5GB	140	260	160	270	190	M5	Fig2
AD800-4T7.5PB							
AD800-4T7.5GB							
AD800-4T11PB							
AD800-4T11GB	140	355	210	370	190	M6	Fig2
AD800-4T15PB							
AD800-4T15GB							
AD800-4T18.5PB							
AD800-4T18.5G	200	410	270	430	235	M6	Fig2
AD800-4T22P							
AD800-4T22G							
AD800-4T30P							
AD800-4T30G	200	500	290	520	265	M8	Fig2
AD800-4T37P							
AD800-4T37G							
AD800-4T45P							
AD800-4T45G	250	560	352	580	295	M8	Fig2
AD800-4T55P							
AD800-4T55G							
AD800-4T75P							

AC drive models	Install lot mm		Dimension mm			Bolt mm	Reference.
	G	H	A	B	C		
AD800-4T75G	300	700	458	720	320	M8	Fig2
AD800-4T93P							
AD800-4T93G							
AD800-4T110P							
AD800-4T110G							
AD800-4T132P							
AD800-4T132G	400	700	508	720	360	M8	Fig 2
AD800-4T160P							
AD800-4T160G-C							
AD800-4T185P-C	490	--	550	1160	370	M12	Fig 2
AD800-4T160G							
AD800-4T185P							
AD800-4T185G							
AD800-4T200P	530	--	590	1270	390	M12	Fig 3
AD800-4T200G							
AD800-4T220P							
AD800-4T220G							
AD800-4T250P	660	--	710	1450	410	M12	Fig 3
AD800-4T250G							
AD800-4T280P							
AD800-4T280G							
AD800-4T315P							
AD800-4T315G							
AD800-4T355P	770	--	832	1850	410	M16	Fig 3
AD800-4T355G							
AD800-4T400P							
AD800-4T400G							
AD800-4T450P							

Application.

AD series high performance inverter better being used in various application with high accuracy speed control quick torque response and starting torque.

Textile: P-jump Winders, Extruders, Tufting Machines, spinning machine

Packaging: In-feed / Out-feed, Case Packing, Bottling & Canning, Carton Manufacturing. Beverage packing

Plastics & Rubber: Extruders, Blow Molding, Thermoforming, Injection Molding.

Pulp & Paper: Paper Machines, Debarkers, Winders, Saw Mills

Converting: Coaters ,Laminators ,Slitters ,
Flying Cutters

Air Handling: Supply and Return Fans ,Cooling Towers ,Spray Booths ,Dryers

Oil & Gas: Top Drives ,Pumpjacks, Down-hole Pumping Centrifuges

Material Handling: Conveyors, Sortation,
Palletizers, Coil Winding

Metals: Stamping / Punch Press, Wind /Unwind, Cut-to-length,cable drawing.
Wire Draw

Construction Materials: Kilns, Planers, Flying Cutoff, Mixers

Laundry: Dryers, Extractors, Folders, Washers

Food & Beverage: Conveyors, Fillers, Mixers, Centrifuges

Automotive: Stamping, Test Stands, Indexing, Metal Cutting

Construction crane, hoist, lifting,

